

SECUMAX 320  
CUTS EVEN BETTER THAN IT LOOKS.

NEW



ENJOY SAFETY  
MADE IN SOLINGEN

**martor**

SECUMAX 320  
NO. 32000110




Original size



**Safety first**

The concealed blade and rounded nose reliably protects you and your products. Furthermore, the knife head has been significantly strengthened making it more robust and longer lasting.




**Blade change made easy**

Another benefit for handling and safety is the newly designed blade change. Simply lift up at the blade change button and remove the cover. You can then directly access the 4-cutting edge blade.



**Perfect ergonomics**

Can you feel the difference? The new handle shape with the finger friendly contours fits like a glove. The preset cutting angle is also kind to the hand and arm helping you to position the knife for cutting.



**Optimised blade area**

Just two examples: The cutting channel is formed so that your safety knife moves away the freshly cut material even faster. Diagonal cuts are also easier than ever to perform. Your benefits: Less effort required for the task.



**Two splitting depths**

When splitting tape, you now have a choice of depth between 5 mm and 3.5 mm – for even more goods protection. Just open the handle, turn around the splitter, finished. Working with the splitter is just as uncomplicated. Pierce the tape and away you go.

## COMBI reloaded. The new generation.

The SECUMAX COMBI was always in a class of its own as a film cutting expert – until it found its legitimate successor. The new SECUMAX 320 makes an instant impression with its outstanding design. And if you look more closely, you will appreciate its inner values. For example, in comparison to its predecessor, the perfected ergonomics and the completely overhauled blade change. What about the subject of „the highest level of work safety“? It has always been in the COMBI’s DNA – and so it will remain that way.

## PRODUCT FEATURES


### Technical features

	Maximum safety		Safer blade change (with magnet)
	Abrasion resistant		Very ergonomic
	4-cutting edge blade		Cutting depth
	Ceramic blade insertable		Tape splitter
	Soft grip		For right and left handers
	Lanyard hole		Printable for promotional purposes

### Main cutting materials

	Wrapping, stretch, and shrink foil		Layers of foil or paper
	Plastic strapping band		Cardboard: 1-ply
	Tape		Bagged goods

### Installed blade

	<b>NO. 92043</b> 0.40 mm, deep-edged
--	--------------------------------------

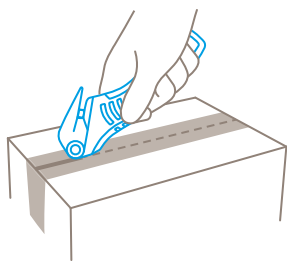
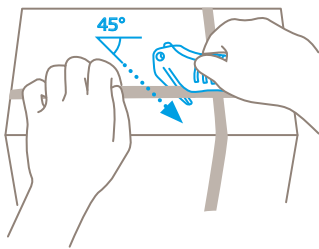
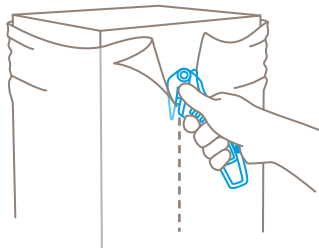
### Optional blade

	<b>NO. 92C</b> 0.50 mm, ceramic
	<b>NO. 192043</b> 0.40 mm, deep-edged, stainless

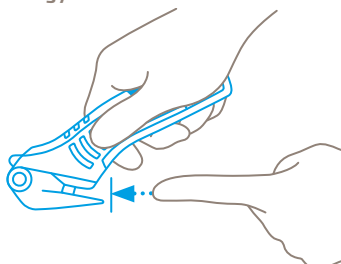
### Certificates and awards



### Application



### Safety technology



#### Concealed blade – a maximum degree of safety




The SECUMAX 320 blade is not an open one, but is hidden from people and goods. This provides you with a maximum degree of safety from cut injuries and from damage to goods.

# THE PERFECT FIT FOR ALL. DOES THE PERFECT JOB.

## SECUMAX 320

- › Concealed blade
- › Specialist for foils and plastic straps
- › Ergonomic handle with a soft-grip
- › Integrated tape splitter
- › GS-certified for approved safety

## PRODUCT DETAILS

<b>Order No.</b>	NO. 32000110.02
<b>Packaging unit</b>	1 in single unit box (10 in multipack)
<b>Knife size (L x W x H)</b>	158 x 13 x 56 mm
<b>Main material</b>	Glass fibre reinforced plastic
<b>Weight</b>	47,4 g
<b>Cutting depth</b>	4 mm
<b>Spare blade Packaging unit Size (L x W x Thickness)</b>	NO. 92043.66 (10 in safety dispenser) 26 x 18.5 x 0.40 mm
<b>Certified</b>	GS certificate NO. 603646- 6680-55094-2018/1
<b>Accessories</b>	
BELT HOLSTER M WITH CLIP	 NO. 9921
USED BLADE CONTAINER	 NO. 9810
WALL MOUNT BRACKET USED BLADE CONTAINER	 NO. 9845
SAFEBOX	 NO. 108000

## CONTACT AND SERVICE

What makes our cutting solutions even safer?  
Our advisory services! We are always on hand,  
to give advice, to provide you with training ma-  
terial, to meet with you in person if necessary.

You will find further information on our website:  
[www.martor.com](http://www.martor.com)



At a glance: the safety poster shows the most important functions and correct usage – perfect for your workplace.



From the first cut to changing the blade, our video will show you the best way to use this knife.



Everything you want to know: dimensions, prop-  
erties, special features and more about our cutting  
tools can be found in the technical data sheet.



Still have questions? You can reach our service  
department on [+49 212 73870-0](tel:+49212738700)